

Scaled data based on original data using
LM-79-08 Approved Method: Electrical and Photometric Measurements of Solid-
State Lighting Products

Test Report Prepared for
Cooper Lighting Solutions
(formerly Eaton)

Brand: McGRAW-EDISON

Report Number: P383070

Luminaire Tested: **GLEON-SA4A-735-U-T4FT-HSS**

Issue Date: 3/3/2020

Test Information

Test Method: LM-79-08
Report Number: P383070
TEST IS SCALED FROM IESNA LM-79-08 TEST DATA (G2-1903-205-17)
Test Lab: INNOVATION CENTER
Issue Date: 3/3/2020
Manufacturer: COOPER LIGHTING SOLUTIONS (FORMERLY EATON)
Product Line: McGRAW-EDISON
Catalog Number: GLEON-SA4A-735-U-T4FT-HSS
Description: GALLEON AREA AND ROADWAY LUMINAIRE
(4) 70 CRI, 3500K, 615mA LIGHTSQUARES WITH 16 LEDS EACH AND TYPE IV
FORWARD THROW OPTICS WITH HOUSE SIDE SHIELD
Light Source: -
Ballast/Driver: ELECTRONIC DRIVER

Summary

Lumens per Lamp: N/A
Luminaire Lumens: 12436.2 lumens
Efficiency: N/A
Efficacy: 96.4 lumens/watt
Luminous Opening: Rectangular (W 1' x L: 1' x H: 0')
IES Classification: Type IV - Short
BUG Rating: B1 - U0 - G3

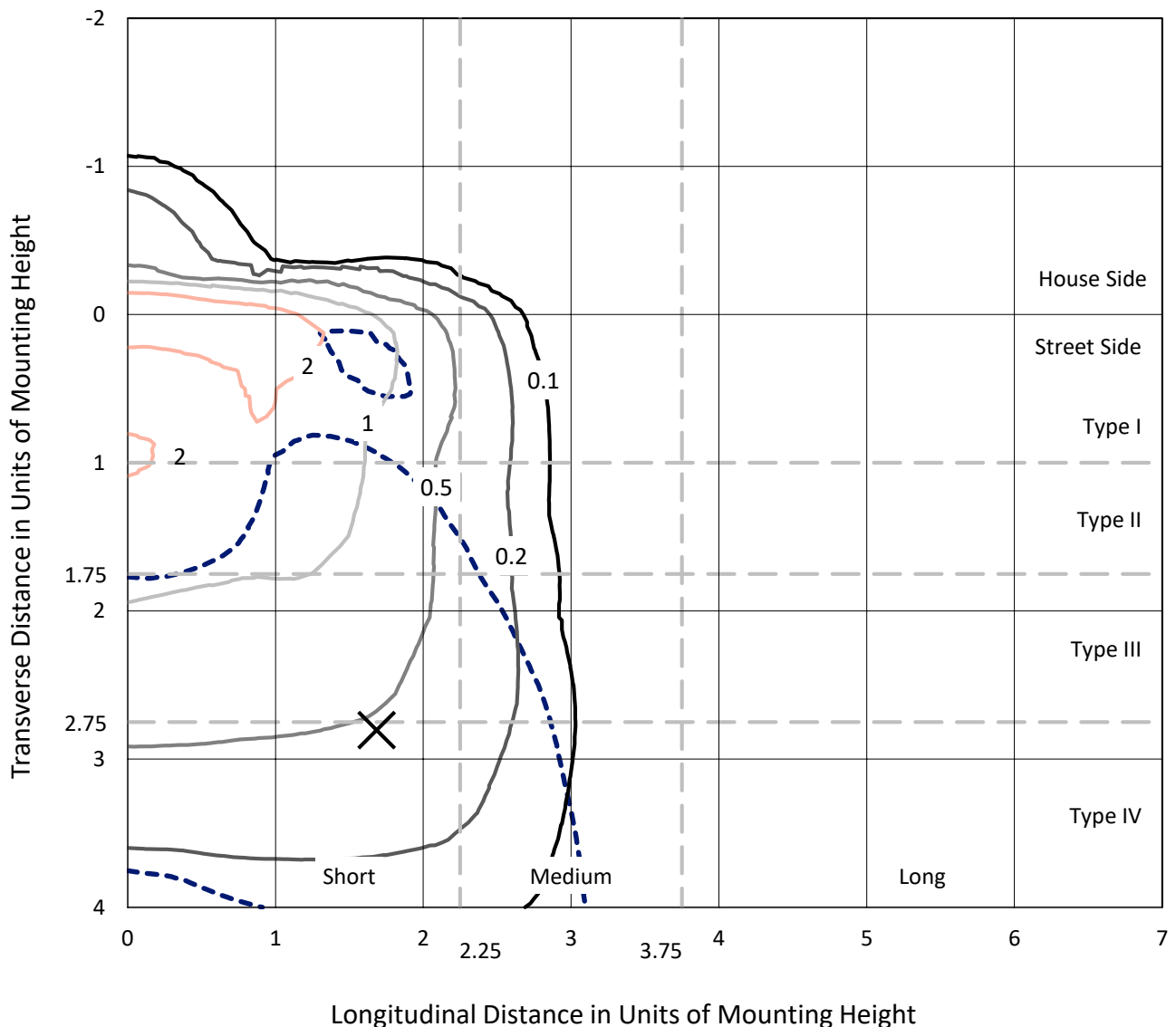
Input Watts (W): 129
Input Voltage (V): NR
Input Current (Ain): NR
Voltage Rise (V): NR
Power Factor: NR
Total Harmonic Distortion (THDi): NR
Frequency (hertz): 60
Stabilization Time: NR
Operation Time: NR
Ambient Temperature (°C): NR
Test Distance: 24 FT



REPORT NUMBER: P383070
 CATALOG NUMBER: GLEON-SA4A-735-U-T4FT-HSS

Iso-Footcandle Lines of Horizontal Illumination

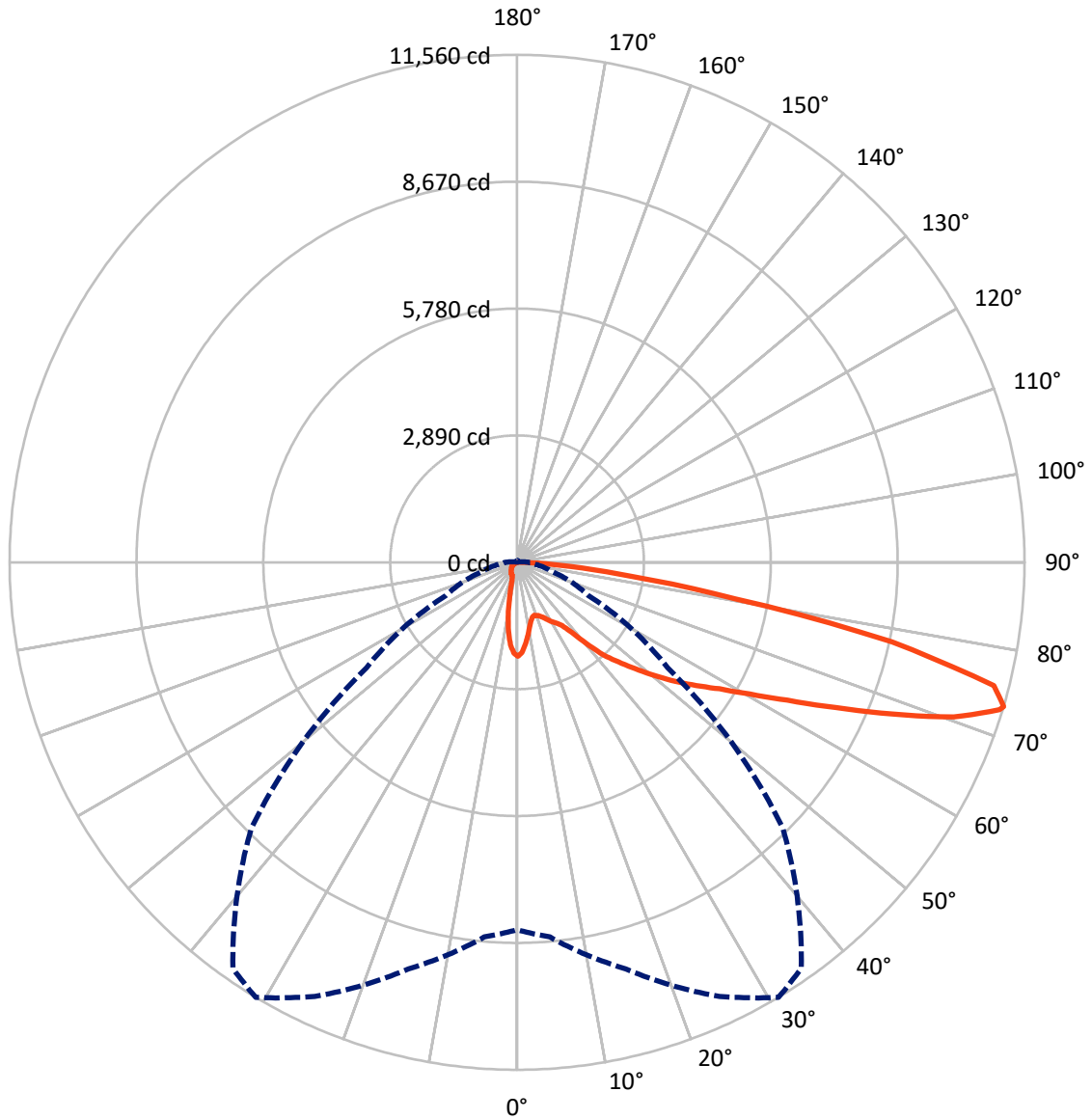
✕ Max cd
 - - - 1/2 Max cd



Based on 25 foot mounting height. Maximum calculated value = 3.4 fc
 Type IV - Short - N/A

REPORT NUMBER: P383070
CATALOG NUMBER: GLEON-SA4A-735-U-T4FT-HSS

Luminous Intensity Polar Plot



— Vertical Plane Through 31-Deg Lateral - - - Horizontal Cone Through 73-Deg Vertical

REPORT NUMBER: P383070
 CATALOG NUMBER: GLEON-SA4A-735-U-T4FT-HSS

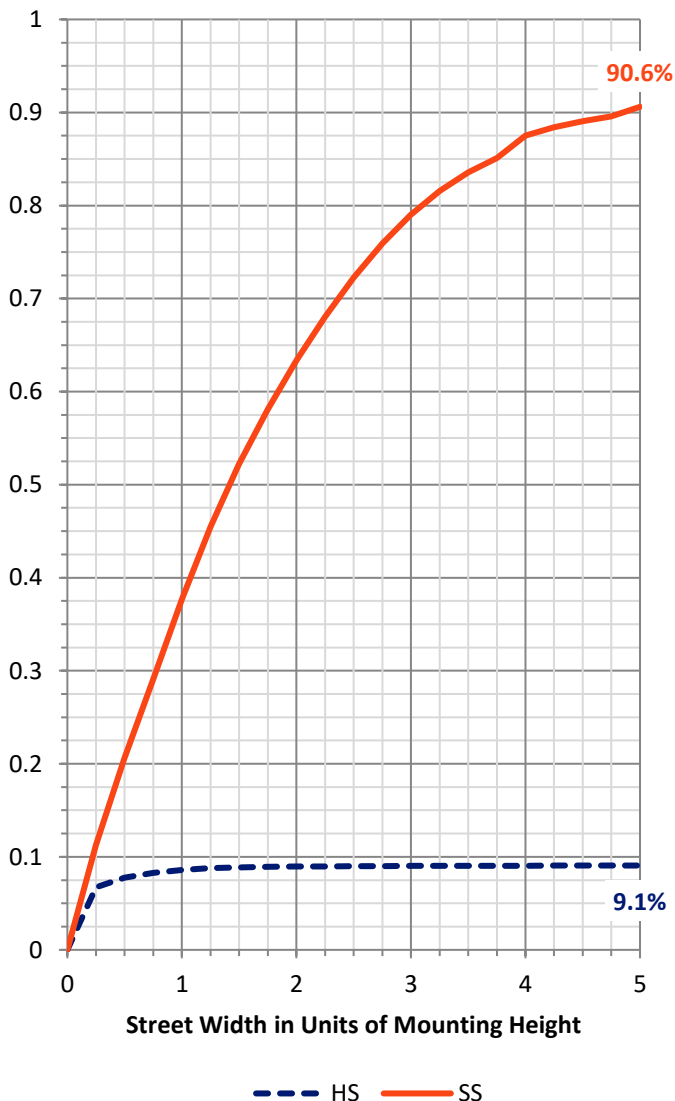
FLUX DISTRIBUTION:

		Downward	Upward	Total
House Side	Lumens	1133.6	0.0	1133.6
	% Fixture	9.1	0.0	9.1
Street Side	Lumens	11302.6	0.0	11302.6
	% Fixture	90.9	0.0	90.9
Total	Lumens	12436.2	0.0	12436.2
	% Fixture	100.0	0.0	100.0

Coefficient of Utilization

ZONAL LUMENS:

Zone	Lumens	% Fixture
0°-10°	177.4	1.4
10°-20°	385.2	3.1
20°-30°	577.1	4.6
30°-40°	918.2	7.4
40°-50°	1639.7	13.2
50°-60°	2544.4	20.5
60°-70°	3382.4	27.2
70°-80°	2544.3	20.5
80°-90°	267.4	2.1
90°-100°	0.0	0.0
100°-110°	0.0	0.0
110°-120°	0.0	0.0
120°-130°	0.0	0.0
130°-140°	0.0	0.0
140°-150°	0.0	0.0
150°-160°	0.0	0.0
160°-170°	0.0	0.0
170°-180°	0.0	0.0
0°-90°	12436.2	100.0
0°-180°	12436.2	100.0



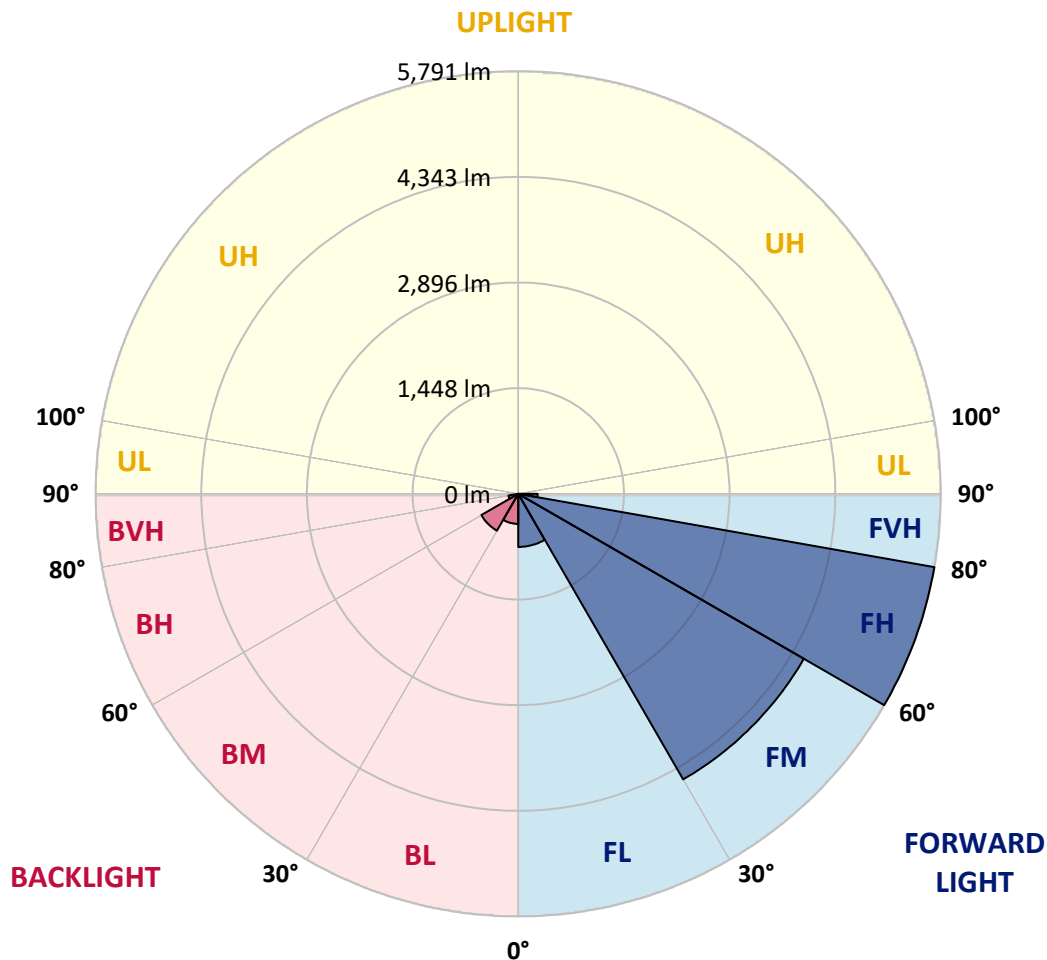
REPORT NUMBER: P383070
 CATALOG NUMBER: GLEON-SA4A-735-U-T4FT-HSS

LUMINAIRE CLASSIFICATION SYSTEM LUMEN TABLE AND BUG RATING:

Zone	Lumens	% Fixture	Zone Rating/Lumen Limit		
			B	U	G
FL (0°-30°)	727.5	5.9			
FM (30°-60°)	4518.9	36.3			
FH (60°-80°)	5791.1	46.6			G3/7500
FVH (80°-90°)	265.1	2.1			G3/500
BL (0°-30°)	412.2	3.3	B1/500		
BM (30°-60°)	583.5	4.7	B1/1000		
BH (60°-80°)	135.6	1.1	B1/500		G1/500
BVH (80°-90°)	2.3	0.0			G0/10
UL (90°-100°)	0.0	0.0		U0/0	
UH (100°-180°)	0.0	0.0		U0/0	

BUG Rating: B1-U0-G3

Type IV Short





REPORT NUMBER: P383070

CATALOG NUMBER: GLEON-SA4A-735-U-T4FT-HSS

CANDELA DISTRIBUTION (FULL):

	0°	5°	15°	25°	31°	35°	45°	55°	65°	75°	85°
0°	2139.7	2139.7	2139.7	2139.7	2139.7	2139.7	2139.7	2139.7	2139.7	2139.7	2139.7
2.5°	2027.7	2036.2	2045.3	2047.2	2062.4	2063.0	2084.9	2101.3	2117.8	2133.6	2139.0
5°	1819.6	1833.6	1850.0	1866.4	1898.7	1911.4	1965.0	2019.8	2072.1	2122.1	2146.4
7.5°	1597.4	1613.3	1636.4	1677.2	1713.1	1738.0	1822.6	1920.0	2017.4	2109.2	2162.2
10°	1394.8	1409.4	1433.7	1477.0	1532.3	1566.4	1680.2	1815.3	1958.3	2097.7	2185.9
12.5°	1265.8	1273.7	1287.1	1333.3	1383.3	1421.5	1555.5	1722.8	1909.7	2097.1	2224.3
15°	1242.0	1244.5	1233.6	1254.2	1293.2	1330.2	1466.0	1648.0	1872.5	2106.8	2274.2
17.5°	1279.8	1278.5	1242.0	1239.6	1270.6	1301.1	1422.2	1596.2	1846.3	2129.3	2338.7
20°	1337.0	1332.8	1269.4	1257.9	1290.8	1319.4	1419.1	1576.7	1836.6	2167.1	2417.2
22.5°	1413.1	1405.8	1306.6	1294.4	1329.7	1359.5	1456.8	1595.6	1845.1	2217.5	2508.5
25°	1507.3	1496.4	1370.5	1357.1	1392.9	1422.8	1524.4	1649.8	1870.6	2279.0	2624.1
27.5°	1613.9	1598.1	1472.7	1438.0	1478.7	1509.9	1614.5	1732.6	1910.9	2344.1	2765.9
30°	1714.3	1693.6	1580.4	1523.2	1573.1	1607.8	1711.8	1831.1	1975.3	2444.6	2960.0
32.5°	1815.3	1792.2	1676.6	1608.4	1653.4	1691.1	1812.2	1966.9	2096.4	2597.9	3218.0
35°	2047.8	2023.4	1881.6	1769.1	1768.4	1789.8	1952.8	2152.4	2256.5	2811.5	3525.9
37.5°	2439.1	2425.1	2290.0	2076.4	2019.1	1995.5	2144.5	2374.0	2486.6	3105.4	3873.5
40°	2867.5	2855.3	2703.8	2510.2	2423.2	2364.8	2419.6	2682.5	2811.5	3464.5	4228.2
42.5°	3351.3	3293.5	3023.2	2965.5	2887.6	2843.2	2793.9	3062.8	3210.7	3855.2	4580.0
45°	3790.7	3693.3	3342.8	3255.1	3237.5	3248.5	3275.8	3574.1	3659.9	4319.5	4930.5
47.5°	4052.3	3975.7	3706.7	3622.7	3617.9	3690.2	3897.1	4151.5	4107.1	4724.2	5239.0
50°	4301.2	4231.8	4008.5	4029.2	4051.8	4150.3	4602.5	4745.5	4515.5	5091.2	5522.0
52.5°	4502.6	4396.8	4279.9	4396.2	4506.9	4665.7	5330.3	5278.6	4805.1	5383.2	5764.2
55°	4618.9	4570.8	4627.5	4744.3	4952.4	5210.4	6017.3	5722.2	5016.9	5649.8	5925.5
57.5°	5044.9	4950.5	5063.1	5164.1	5435.6	5796.5	6605.8	6052.6	5169.6	5814.7	5962.6
60°	5560.3	5484.3	5550.6	5718.6	6084.9	6509.1	7156.0	6322.2	5249.4	5920.6	5866.4
62.5°	6380.6	6280.2	6238.9	6426.9	6912.5	7375.6	7573.4	6509.1	5231.8	5873.8	5536.6
65°	7479.7	7375.6	7190.6	7361.0	7978.7	8305.5	8040.2	6548.6	5110.0	5494.6	4702.9
67.5°	8605.5	8530.1	8371.8	8659.1	9216.5	9321.8	8533.7	6452.5	4718.1	4455.2	3322.7
70°	9349.2	9317.0	9419.8	10055.1	10552.3	10521.8	8986.5	5935.8	3677.5	2739.7	1643.7
72.5°	8813.0	8967.6	9727.1	10879.1	11486.4	11238.1	8754.0	4558.1	2101.9	1054.0	475.3
73°	8368.8	8566.6	9589.0	10910.1	11560.0	11288.0	8558.7	4183.8	1791.6	831.9	360.2
75°	5822.0	6064.8	7938.6	10160.9	11215.6	10754.9	7134.1	2560.8	830.1	368.8	145.4
77.5°	2826.7	3006.3	4371.2	7341.5	8722.4	8402.8	4441.2	954.2	374.9	230.7	67.0
80°	1055.3	1173.3	1897.5	3736.5	5040.6	5172.7	1953.5	360.9	249.5	185.6	34.1
82.5°	276.3	308.0	699.9	1666.3	2583.3	2703.8	615.8	181.9	182.6	152.8	20.7
85°	88.2	101.0	218.4	747.9	1217.1	1068.6	160.7	88.2	132.7	113.8	11.6
87.5°	11.0	14.0	69.4	175.9	268.4	149.1	25.0	26.2	56.6	63.3	6.7
90°	0.0	0.0	0.0	0.0	0.0	0.0	0.0	0.0	0.0	0.0	0.0



REPORT NUMBER: P383070

CATALOG NUMBER: GLEON-SA4A-735-U-T4FT-HSS

CANDELA DISTRIBUTION (continued):

	90°	95°	105°	115°	125°	135°	145°	155°	165°	175°	180°
0°	2139.7	2139.7	2139.7	2139.7	2139.7	2139.7	2139.7	2139.7	2139.7	2139.7	2139.7
2.5°	2144.5	2141.5	2142.1	2126.3	2115.9	2095.2	2073.9	2064.2	2053.9	2049.6	2053.9
5°	2155.5	2150.0	2134.2	2085.5	2033.8	1966.9	1904.2	1856.7	1797.0	1780.7	1797.7
7.5°	2172.6	2161.6	2115.4	2016.1	1901.1	1773.3	1629.7	1525.0	1439.2	1383.8	1403.9
10°	2197.5	2176.7	2083.7	1915.1	1709.4	1483.0	1279.2	1120.4	1007.7	961.5	959.7
12.5°	2239.4	2200.5	2044.7	1783.6	1475.1	1173.3	906.1	733.9	642.7	583.6	582.4
15°	2285.7	2228.5	1995.5	1626.0	1202.5	840.4	583.6	452.7	393.8	374.9	372.4
17.5°	2342.3	2260.8	1931.6	1431.9	917.1	556.8	380.9	343.2	340.8	339.0	339.0
20°	2413.5	2299.2	1849.4	1209.8	650.5	371.8	323.7	326.2	327.4	324.9	325.6
22.5°	2496.3	2338.1	1751.4	971.2	440.0	311.0	309.7	312.8	314.0	312.8	313.4
25°	2592.4	2383.1	1632.2	721.1	317.7	295.1	298.2	302.5	305.5	305.5	305.5
27.5°	2711.7	2437.9	1488.5	503.3	274.4	278.7	287.2	295.1	299.4	300.6	300.6
30°	2866.9	2506.0	1316.3	345.0	249.5	256.8	272.7	287.8	295.8	297.0	297.5
32.5°	3062.8	2582.7	1116.6	255.0	228.2	233.7	250.7	276.3	291.5	293.9	293.9
35°	3287.4	2671.6	901.8	222.1	213.0	214.8	228.2	257.4	284.2	290.9	291.5
37.5°	3533.3	2759.2	685.8	207.5	200.2	200.2	210.0	234.9	266.5	287.2	289.7
40°	3762.7	2812.2	480.8	196.0	188.6	188.6	197.2	215.5	245.3	276.3	283.0
42.5°	3974.4	2830.4	334.7	185.0	177.7	179.5	186.9	201.4	223.9	255.0	261.1
45°	4192.3	2827.3	244.1	172.2	166.7	172.2	177.7	188.6	205.1	222.7	223.9
47.5°	4356.7	2801.8	193.5	160.0	156.4	163.7	168.6	175.9	185.0	183.8	183.8
50°	4510.6	2739.7	155.8	143.6	146.1	154.5	157.0	159.5	160.0	148.5	147.3
52.5°	4627.5	2642.9	124.7	125.9	135.7	144.2	141.8	138.1	132.1	118.0	115.6
55°	4666.4	2456.7	98.0	104.1	120.4	131.4	122.3	114.4	102.8	91.3	88.9
57.5°	4595.8	2216.3	79.7	81.0	101.6	110.8	100.4	91.3	78.5	68.7	67.0
60°	4446.1	1949.2	65.8	60.8	78.5	86.4	79.7	70.6	59.1	51.7	51.1
62.5°	4149.1	1664.4	54.1	47.5	59.6	66.3	62.0	55.3	45.6	40.8	40.1
65°	3524.7	1331.6	43.8	38.4	46.2	51.7	48.1	43.2	35.9	32.2	31.7
67.5°	2460.4	900.1	35.9	31.7	36.5	40.8	37.7	35.3	28.6	28.0	28.6
70°	1186.7	433.9	29.8	25.5	28.6	31.7	30.5	28.6	27.4	31.7	36.5
72.5°	340.2	145.4	23.8	21.3	23.1	25.0	26.2	25.5	29.8	38.4	44.4
73°	261.7	117.5	22.5	20.1	21.9	24.3	25.5	25.0	30.5	38.9	44.4
75°	112.0	56.6	17.0	16.4	18.3	21.3	22.5	22.5	30.5	39.6	42.6
77.5°	50.5	30.5	11.0	12.8	15.8	17.0	18.9	18.9	24.3	30.5	30.5
80°	28.6	16.4	8.5	9.8	11.6	11.6	11.6	10.3	11.0	12.2	13.4
82.5°	18.3	11.0	6.7	7.9	7.3	6.1	4.8	4.8	4.3	4.8	6.1
85°	10.3	6.1	6.1	4.8	3.1	2.4	3.1	2.4	0.7	0.0	0.7
87.5°	6.1	3.6	1.9	0.0	0.0	0.0	0.0	0.0	0.0	0.0	0.0
90°	0.0	0.0	0.0	0.0	0.0	0.0	0.0	0.0	0.0	0.0	0.0

(END OF REPORT)